

Hickory Hollow Llewellyn Setters, "Our Dogs Get Straight to the Point!"

In this issue

HHLS Gets Incorporated
HHH Launches new Website
Puppies, Past & Planned
Hunting Destinations
Puppy Progress Reports
Product Reviews
Doggy Treat Recipes



Newsletter Articles

Puppies & More Puppies	
Introducing Advie Tuck	2
e-Commerce (cont'd)	
Pella Bird'n Lite Review	3
Fowl Play at Faeth's	
Tips From a Trainer	4
HOPE & Daisy in Training	
Hunting with Dez & Dash	5
In the Uplands, Montana	6
Hickory's Pied Piper	
Anticipating Litter "H"	7
Star Struck	
Happy Howl-idays	
Don't Buy Pets as Gifts	8
Foods that harm dogs	
Recipes	9
Letter to Puppy Parents	
About Hickory Hollow	10
Recipes	
Apple Cinnamon Biscuits	2
Tempting Training Treats	4
Pet Party Mix	6
Cheesy Carrot Muffins	7
Barking Barley Brownies	9
Bacon Bites	9
Puppy Party Cake	9
Puppy Pretzels	9

Hot off the press!

2nd Edition - Hickory Hollow Newsletter

The HHLS PRESS is back! This year's edition is chock full of HHLS news and more fun stuff we'd like to share.

This edition is full of recent photos, fun stories, articles, upland product reviews and even more doggy treat recipes for yummy goodies you can make yourself to stuff in a stocking for your favorite Llewellyn (I'll guarantee you'll be their BEST bud!). Most importantly, in this busy Holiday Season, make sure you give your Llew the gift of YOU! **Happy Holidays!**

Bob and Laura & the Hickory Hollow Llew Crew.



INC.

This year, HHLS became incorporated. We are now officially named...

*Hickory Hollow
Hunting, L.L.C*

Doing business as:

Hickory Hollow Llewellyn Setters
www.HickoryHollowLlewellyns.com

and
Hickory Hollow Upland Sporting Gear
www.EverythingUpland.com



HHH Launches e-Commerce Website

Broadening Our Horizon

August 1, 2009 – Hickory Hollow Hunting launches a new e-Commerce website, www.EverythingUpland.com

*We Carry
Everything Upland
including the birds!*

We are excited to broaden our horizon with the launch of our new online store, expanding upon our existing market in the gun dog business. We are now able to offer many other items

that go along with the sport of upland hunting to attract more bird hunters across the nation.

Key Product Categories:

- >Range Bags & Cases
- >Upland Apparel
 - including shooting shirts, vests, chaps, jackets, & bibs
- >Dog Gear
 - including GPS tracking units, electronic training collars, check cords, bells, whistles, remote launchers, dummies, portable kennels, dog boxes
- >Game Birds
 - including Pheasant, Quail, and Chukar day-old chicks and hatching eggs.
- >and many more...

(continued on page 3...)

As a special incentive offered to our clients, please feel free to use this coupon on a purchase from our new store!

Coupon.





Litter "F", February 28th, 2009



Litter "G", Sept 23rd, 2009. This is Gator and Gunther relaxing on the water trough platform.



Tuck is a White & Orange colored setter, weighing about 52 pounds and standing 23" at the shoulder.



Tuck has been certified OFA "Good" and his pups have been proven in the field.

Future Litters

HOPE / Splash – Winter 2010

HOPE / Tuck – Summer 2010

Daisy / Tuck – Summer 2010

Puppies & More Puppies!

HHLS Welcomes Litters "F" and "G"

By Duchess

I was blessed again this year to have had the opportunity to raise 14 beautiful, happy and healthy puppies.

Eight Splash pups were born on February 28th and the next six Hank Jr. pups were born on September 23rd. Splash's pups all had "F" names and Hank pups had "G" names. I think that is so special!

Mom says my pups are just beautiful and that I throw a great mix of colors. Most litters have some tri-chestnuts; mom loves that color the most.

My litter with Splash was a big surprise! Mom & Dad didn't know that we had a secret rendezvous when they weren't looking. Good thing the timing worked out okay and that I didn't have my pups while they were gone to Las Vegas.

Splash and I had 4 males & 4 females which is rare for me to have a perfectly split litter.

My planned litter with Hank produced all tri-color pups, with 4 of them being tri-chestnut. One of the little females is a twin sister to my daughter HOPE and so we named her Grace.

I was told that one of my puppies went to live in Hollywood with a movie star. Now that's exciting!

I am looking forward to taking time off from mommy duties in 2010 and get to do some hunting! Mom and Dad promised! YIP YIP HOORAY! 🐾

Introducing Advie Tuck

The New Stud on the Block

By Bristol

I would like to proudly introduce my daddy, Tuck.

Tuck is a fantastic hunter and I was lucky enough to inherit all his superior hunting genes.

I love going hunting with my daddy and we hunt side by side, (well not literally, but in the same field) and it's always a race to see who can find the birds first. If he finds them,

I will back him and also the other way around, although most of the time we are usually pinpointing the same bird at the same time because we can smell them a mile away.

Tuck will bring the bird back to hand, but he's great because if I get to it first, he won't steal it from me. I love to retrieve, so I race him to the bird.

Tuck will hunt for hours and not get tired. He will hunt for days on end and not poop out. Between daddy and me, no bird gets past us in the field.

Born March 31st, 2002, he's now pushing eight years old and his Dad, Bob Bartz, wants a son by him. Since I have been unable to conceive a litter, Mom and Dad say the next best thing is to breed my daddy, so they will be using him as a stud for a few litters in 2010; HOPE and her littermate sis Daisy.

Tuck is certified OFA "Good" and has always had really birdy sons and daughters, like myself. It will be fun to meet my half-siblings out of him in late summer 2010. 🐾

Apple Cinnamon Biscuits

Ingredients:

- 1 pkg dried apples
- 1 tsp cinnamon
- 1 T dried parsley
- 1 tsp garlic powder
- 1 cup ice water
- ½ cup corn oil
- 5 cups flour
- ½ cup powdered milk
- 2 large eggs

Preheat oven to 350 degrees. Coat the cookie sheets with non-stick spray.

Put the apples in a food processor to chop into small pieces. Combine all ingredients in a bowl and mix well. Add oil or water as needed if dough is too dry.

Roll out dough to about 3/16" thick and cut shapes using cookie cutters. Place dough on cookie sheets.

Bake for 20-25 mins or until golden brown. Store in a sealed container.

Rating:
8 wags



HHH Launches e-Commerce Website

(...continued from page 1)



We are now a specialty retailer of upland hunting equipment and gun dog gear. Our expansion to upland hunting gear was the natural "next step" in growing our business and fits nicely into the niche we've already established with our gun dogs.

***Our mission is to provide
Everything Upland, all in one place!***

When our site went "live" back in August, we had over 300 products listed within a variety of upland hunting related categories, and now we have almost doubled that product count, with even more new products being listed weekly.

We are constantly searching for the latest and greatest upland hunting equipment and other unique products to add to our product lines. We are open to customer suggestions as well.

We offer an extensive product selection that features premier branded merchandise specific to the upland hunter. We are an authorized dealer for Browning, Bob Allen, Boyt Harness Co., Pella's Bird'n Lite, Do-All, Garmin Astro, DT Systems, Dogtra, SportDog, Tri-Tronics, and many other well known name brands.

We do not currently have a Federal Firearms License, so we are unable to sell shotguns at this time; however we are working on this issue and look forward to carrying firearms at some point in the future.

We aspire for Everything Upland to be the next "Cabela's", however we realize that this won't happen overnight. We are dedicated to putting in a lot of long hours and hard work to make this business a success. Every big business has to start somewhere, right? We may be attending the 2010 National Pheasant Fest in Des Moines IA on February 26-28.

Our only regret? That we didn't do this MUCH sooner so that all the hunting and dog gear we already have in our collection could've been purchased at wholesale prices!



You can shop at EverythingUpland.com with confidence. We have partnered with Authorize.net, a leading payment gateway since 1996 to offer safe and secure credit card and electronic check transactions for our customers. 🐾



Pella Bird'n Lite Upland Vest

Product Review

By Bob Bartz



I own this vest and it is without a doubt at the top of the heap.

I have dogs that retrieve everything back to me, couple that with some lazy hunting buddies and I carry quite a load in the field. I pack shells in each front pocket, two water bottles for the dogs, an electronic collar control, and sometimes a water

bladder for longer treks. Top all that off with birds, birds, and more birds and it's a load that definitely needs to be managed.

The built-in shoulder, chest and waist cargo straps allow me to make quick adjustments as the load changes for comfort and stability, which means I can make good shots wearing a heavy vest, no binding, no excuses.

The bird pouch is easily accessible from the front and both sides with a zipper to help off-load the bag of the day. While walking I can place birds in the bag from all directions with out any assistance. I have comfortably carried as many as ten roosters at once (remember the lazy buddies), and without having them fall out of the bag every time I have to bend over.

You are going to be amazed at what this vest brings to your hunt, just don't let your buddies know you can manage a heavy load or you'll be carrying all their birds! 🐾

Pella's new, patented Bird 'n Lite Technology has re-invented upland clothing. No more being pulled backwards by heavy game & gear. The technology built into this vest lifts, balances and supports your load taking unnecessary strain off your back. Heavily loaded game bags and gear are now carried with revolutionary comfort.

Features:

- Full cut for layering and ease of movement.
- Two triple-compartment cargo pockets feature large flaps with hook and loop closure, elastic shell loops, lanyard, and side entry hand warmer pockets with brushed flannel insert.
- The front loading game bag is multi-faceted, and includes two water bottle pockets with drawstring elastic cords, a built in rucksack with flap and hook and loop closure, snap-adjustable side take-ups, and game bag zips open from the top for ease of game removal and cleaning.
- License tab on upper back.
- Quilted recoil padding both sides.
- Elastic/adjustable sleeve cuffs.
- Available Colors: Khaki, Khaki/Orange & Max-4 Camo.

Product #235 (MSRP \$108.99)

Our Price: \$98.99



Bob and Laura with a Ringneck and White Pheasant. Visit Faeth's Fowl Play on the web at www.faethsfowlplay.com

Fowl Play at Faeth's

Working the dogs

By Laura

On Saturday December 5th. Bob and I took a day trip down to Fort Madison to hunt Quail and Pheasant with Bob Bartz at Faeth's Fowl Play.

The morning was a bit nippy, but ended up being a perfect dry sunny day to get out my Benelli for a little shooting practice. (Gotta be ready for Alaska in Aug. – see next page)

After several really nice close flushes and misses on my part (gotta remember to take the safety off), Bob downed a few nice roosters, one of which was white colored.

When we're out in the field, what's most rewarding to me is watching the dogs work, get birdy and lock in on a beautiful point. Now I just have to get better at aiming so I can reward the dogs for their hard work by putting feathers in their mouths! 🐾

Tips From a Trainer

Keeping track of dogs

By Bob Bartz

I put out as many as six dogs in the field at a time. Keeping track of them can be a hand-full especially in heavy cover.

Here's my trick: If you use electronic collars get them with locator beepers of different tones so that you can tell one dog from the other. I prefer the locate beepers that you can control from the remote, such as the Dogtra 2500 T&B.

If you use bells make sure you have distinct bells for each dog, memorize the sound and always use the same bell or beeper for that specific dog. I use a combination of both.

I put beeper collars on as many as 4 dogs and bell the rest. Make sure you put bells on your closest working dogs leaving the beepers for the rangier dogs; your hearing is not as good as you think.

Stop and listen, don't just bell your dogs up and force march the countryside while visiting with your hunting partners. You need to trust your dog, believe me he knows more than you do about where the birds are located, and for goodness sakes don't call your dog without making certain he is not on point. This is difficult in heavy cover like CRP but you owe to the dog not to be confusing, stop, listen, & look.

Good Training = Good Hunting 🐾



Bob Bartz, Gun Dog trainer specializing in Llewelin Setters.

Tempting Training Treats

Ingredients:

- 2 1/3 cups flour
- 1/4 cup olive oil
- 1/4 cup applesauce
- 1/2 cup grated parmesan cheese
- 1 large egg
- 1 tsp garlic powder
- 1/4 cup powdered milk



Combine all ingredients in bowl and mix well. Roll the dough out to 1/4" thickness and place on a lightly greased cookie sheet.



Using a pizza cutter, score the dough in squares to your desired size bites.

Sprinkle a little extra cheese on top of dough to add more flavor.



Bake in a 350° oven about 15 minutes or until golden. Turn off the oven, leaving the treats inside to cool and harden.

Once cool, break apart at score marks and store in covered container in the fridge or freezer.

Rating: 8 wags



HOPE and Daisy in Training

Sisters in Summer Camp

By HOPE

On Mother's Day last May, Mom and Dad drove me to Tennessee for Summer Camp so that I could learn how to be a great gun dog. Daisy, (my "D" littermate sister) arrived the same day at Pea Ridge Llewellyn Kennels and the next day we started our 3-months worth of training.

Our trainer, Dr. Phil, took us to see all the birdies in the flight pen. That was REALLY COOL! Then he wanted to see if I could find a tethered bird in the field and when I did, I got so excited I wanted to just pounce on it. I didn't know I wasn't supposed to do that.

So the first thing Dr. Phil taught me was "Woah"! He made me stand on a wooden plank in the yard and I couldn't even move one paw off it.

Next he taught me "Hold". He kept stuffing his hand in my mouth for about a minute and I kept trying to spit it out at first, but then I got used to it. Soon he started stuffing other things in my mouth, like a fuzzy paint roller, or a wooden buck, and then eventually a frozen quail.

We played fetching games too and on hot days Dr. Phil would throw a big pine cone into the pond and make us retrieve it from the water. That helped to keep us cool. I was so proud of myself; I wanted to prance around with my prize

for a while before bringing it back to Dr. Phil.

Another game we played was Hide & Seek. It was fun to find the birdie in the grass. Sometimes I would approach too fast, the bird would flush and then I'd hear a loud shot. I didn't care, I just wanted to go where the bird was going.

During a pointing drill in the field, I was working hard, looking for the bird, then all of the sudden out of nowhere popped up a really flat white dog, and he was pointing the bird I was tracking! Even though he was weird looking, I stopped right in my tracks to honor his point!

Daisy & I had a great time! 🐾



I'm pointing a tethered bird in the training field.



Dr. Phil is teaching me the "Hold" command.



Daisy learning "Woah".

Hunting with Dez & Dash

Alaska Bound

By Laura

Anyone looking for a unique hunting experience for 2010? Come join us in Alaska!

Bob and I have recently booked a 2-day Ptarmigan hunt in the Kenai Peninsula area of Alaska at All Alaska Outdoors Lodge for August.

Neither of us has ever visited Alaska, so we are very excited to have this chance to go, but the highlight of the trip will be getting to hunt birds with Dez Young over his famous Llewellyn Setter, Dash.

Here is an excerpt from Dez's November Newsletter with more information on the trip.

"...the dates have been set for our visit to All Alaska Outdoors in Soldotna, Alaska. Dash and I will be there to join you for some fishing and Ptarmigan hunting with owner Bob Ledda. His lodge was the very first place that Bob, Hank and I visited for our first shows of the HUNTING WITH HANK television series that first aired beginning in January of 1997. Of course the scenery there is spectacular, the fishing is superb, and the bird hunting is wonderful. It will be a great time, so contact Bob Ledda (1 800 646 4868) at All Alaska Outdoors and reserve your spot from August 20th through the 24th, 2010."

-Dez Young

Dez will be there for a total of 5 days, the first two will be spent hunting, then one day

of fishing, then two more days of hunting.

We will leave for the hunt by floatplane right from the dock in front of the lodge and will be flown over rugged mountains, past active volcanoes, over blue ice glaciers and into the Kenai National Wildlife Refuge or Lake Clark National Park where the Willow and Rock Ptarmigan are abundant and the country is spectacular.

Rates (per person):
Hunting: \$750 / day
Lodging: \$125 / night

Accommodations:
1 Bedroom or 2 bedroom suites with private baths, some with kitchens. 🐾



"Spend a day with us flying away from civilization to where there are no roads."

--All Alaska Outdoors
www.allalaska.com
800-646-4868

In the Uplands, Montana Style



Bob Whitlock with Bristol.



Bob Bartz with Tuck.



The Rockies.



The Rockies.



The Rockies.

Grouse Mini Grand Slam

By Bob Whitlock

On Friday, September 4th, 2009, Bob Bartz and I loaded up the back of his Toyota Tundra with our hunting gear, Tuck and Bristol and left in the early morning for the great state of Montana to hunt the mini grand slam of Grouse.

We pulled into Billings, MT around 1:30 the next morning, grabbed some sleep and got up early the next morning to meet an "important" customer for breakfast in Big Timber.

After a fantastic birthday breakfast on the 5th with some very nice people, we headed to our main destination, Libby, MT where Bob's daughter and son-in-law live. We arrived in Libby, 2000 miles later around 7pm. Even as tired as I was, I could hardly sleep a wink that night as I was anticipating the next day's hunt.

Over the next 5 days, we hunted just about every elevation imaginable in the Rockies and were fortunate enough to bag one mountable bird of each of the three species of mountain grouse; Blues, Ruffed and Spruce.



Bob with Bristol in the open plains of Eastern Montana where they bagged five Sharptail Grouse in only 2 hours.

The dogs were so much fun to hunt behind and did very well in the steep terrain. The views were just unbelievable! We saw so much wildlife; moose, elk, deer and of course lots of wild grouse!

On our final day in Libby, we were treated to a float trip down the Kootenai River, which if you have never done, you must put on your "bucket list"! The water was crystal clear and I witnessed Bob Bartz catch rainbow trout on a fly rod. TOO COOL!

The next morning we said our good-byes and headed for Bob's hometown in North

Dakota, but we couldn't pass through Glasgow, Montana without stopping to hunt some Sharptail.

We hunted for just 2 hours on private land that was made available to public hunters. It was the highlight of the trip for me because we bagged 5 Sharpies and I got to see the awesome open plains of eastern Montana.

After 4000 miles of open road, we were tired and the dogs were whipped, but if you asked us today if we wanted to go back, I'd say, "When are we leaving?" 🐾

Pet Party Mix

- 2 cups Cheerios®
- 2 cups Chex Mix
- 2 tsp dry brown gravy mix
- ½ cup bacon bits
- 2 cups Shredded Wheat
- ½ cup melted butter
- ½ cup American cheese
- 1 piece beef jerky (Jerky Treats)

Preheat oven to 275°.

Pour melted butter into a 9x13 baking dish. Stir in cheese, bacon bits, and gravy mix.

Add cereal and stir until all pieces are well coated.

Bake for approximately 45 minutes or until crisp.

Allow to cool and store in a tightly sealed container.

Rating: 10 wags!



Hickory's Pied Piper

A Proud Papa

By Jon Grandon

I've been working very consistently all summer/fall with Piper on birds and shooting some training quail over her. I estimate that she has had about 30 birds shot over her.

We started out the morning at an awesome piece of land near Sully, Iowa. It is rolling hills with lots of tall grass. There were several hens across the first pass and as we ended near a creek and were about to cross, a rooster flushed wild.

My shot was true and the bird dropped with a puff of feathers. My first wild rooster over Piper!

Piper ran over to the bird & I was very surprised to see her pick it up and take it over to Blake, then as I walked up she brought it over to me. She is starting to put it together. I've noticed that she is really searching the cover in certain areas where it seems she thinks there may be a bird.

I'd really like to see Piper continue to mature and have great experiences and to enjoy the time I spend in God's creation with dogs & friends. 🐾



Jon Grandon with Piper (aka "Emma" from Litter E). Excerpts taken from Jon's blog. Read the entire story at <http://cackleinthefall.blogspot.com/>

Anticipating Litter "H"

With High HOPE's

By HOPE

I haven't really been my happy-go-lucky self too much lately... See, that's because I have morning sickness 'cuz I am expecting my first litter in only a couple short weeks, New Year's Day to be exact.

Mom took me to the puppy doctor who took a picture of my belly with an x-ray machine and she told us that I am going to have seven puppies! I can't wait.

I've always wanted to be a momma, ever since my own

mommy had babies and she'd never let me come into the nursery to see them. I'd always get in BIG trouble. Well, now it's my turn!

I just HOPE that I have an easy delivery, especially for my first time, but Mom promises she will be right by my side to lend her support and help me get through it.

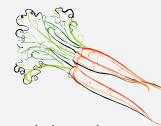
Splash is the daddy of my litter. I told momma that some day I'd get him to pay some attention to me... Ordinarily he just thinks I'm a stupid kid.

Isn't it neat that my first litter is "H" which is also my first initial? 🐾



This is my x-ray. Look at all the puppies in my tummy. Can you find all seven?

Cheesy Canine Carrot Muffins



Ingredients:

1 cup all-purpose flour
1 cup whole wheat flour
1 T. baking powder
1 cup cheddar cheese - shredded
1 cup carrots - grated
2 large eggs
1 cup milk
¼ cup vegetable oil

Preheat oven to 350°.

Grease a muffin tin or line with paper baking cups.

Combine dry ingredients and mix well. Add the cheese and carrots to dry mix. Using your hands knead until all ingredients are well mixed.

In a separate bowl, beat the eggs, then whisk in milk and vegetable oil. Pour this over the flour mixture and stir gently until combined.

Fill muffin cups ¾ full with the mixture. Bake for 20-25 minutes or until the muffins feel springy to the touch.

Remove from the oven and cool completely on a wire rack.

Store in a tightly sealed container & use within a few days.

Rating: 7 wags



Hollywood and Shellsburg Collide

Star Struck



By Laura



"It was a surreal moment as we watched his rented SUV coming down our driveway."



Don't Give Pets as Gifts!

While considering the perfect gift to bestow upon friends or family this year, please do not buy them a new puppy or kitten!

Pet ownership is a huge responsibility for the entire lifetime of the pet, so anybody who will be taking on that responsibility should be willing and fully prepared.

The decision to add a new pup or kitten to the family should be well thought out, not a surprise!

Please consider the animal's well-being before making any impulse decisions that will impact the rest of their lives!

SPREAD THE WORD!



Late in the day on a sunny Wednesday afternoon in May, my cell phone rang...

When I started speaking to the person on the other end of the line, there was a sense of familiarity in his soft, deep voice. After a moment the man introduced himself as "Michael Keaton" and he wanted to talk dogs.

Immediately my heart started racing because I knew he was the Hollywood actor and all I could think was "don't say something stupid, don't say something stupid..." The nearly hour long chat went well and when we finally hung up I was flying on cloud nine!

A few short weeks later, Mr. Keaton told us he had decided on a Hickory Hollow pup and then over the next several months, I had the pleasure of corresponding with him on many more occasions. We were thrilled and honored that we were the ones chosen to provide him with a Llewellyn Setter.

When our next litter was four weeks old, we invited Mr. Keaton to come to Hickory Hollow to see our pups in person so that he could make his selection. After waiting on baited breath, with not much hope of it actually fitting into his busy schedule, we got word that he was coming!

On a beautiful Sunday afternoon in late October, the day finally arrived that we got to meet Mr. Keaton!

On his way to our home, he had stopped at the corner bar in Shellsburg to grab a soda and check the game score. The bar owner just wrote it off... After all, why would "Batman" be sitting at the end of his bar in Shellsburg Iowa? Naw, it couldn't be him, right?

It was a surreal moment as we watched his rented SUV coming down our drive; we couldn't believe that he was actually here, at our home in rural Iowa. WOW!

For the next couple hours, we played with puppies in the front yard and chatted about the breed. It was a day we will never forget.

A few weeks later, Bob personally delivered the pup to Mr. Keaton in NY City where he was filming his next movie. SO FUN! 🐾



Happy Howl-idays!



Bob and Laura with the Hickory Hollow Llew Crew – 11/01/09 (from L to R: HOPE, Duchess, Laura, Bob, Splash and Bristol)

We're very lucky to have a decent photo of all of us this year since our photo session was total chaos!

All the obedience training went right out the window as we tried to control the Llew Crew in the great outdoors.

Looking back, it was probably not a smart idea to take hunting dogs into their beloved environment and ask them to sit still for 30 minutes, or much less ask Splash to calmly sit next to his girls in heat. 🐾



“People Foods” that can harm dogs!

During the **Holidays** when there seems to be an extra abundance of food around the house, please be aware that some could be harmful to your dog. Read on!

Alcoholic beverages – can cause intoxication, coma and death at a rapid rate.

Avocados – contain a toxin called persin which can damage the heart and lungs. **This fruit is extremely toxic to dogs!**

Bones – bones from chicken or pork can be very sharp causing internal lacerations or blockage of the intestines.

Candy or Gum – containing **Xylitol** (a dietary sweetener) can cause a sudden drop in blood sugar, seizures, loss of coordination, and death.

Cat foods – generally are too high in protein and fats.

Chocolate, coffee, tea and other caffeinated items – caffeine can be toxic affecting the heart and central nervous system.

Fat trimmings – in large amts, it can cause pancreatitis.

Grapes & Raisins – contain an unknown toxin which can damage the kidneys causing death. **As little as a single serving of raisins can kill!**

Liver – in large amounts, it can cause Vitamin A toxicity affecting muscles & bones.

Milk & other dairy products – some dogs do not have sufficient amounts of certain enzymes required to digest the lactose in dairy products.

Mushrooms – contain toxins which may affect multiple body systems causing shock and may result in death.

Nuts – **Walnuts & Macadamia nuts are especially toxic.** They can cause vomiting, paralysis and kidney failure eventually leading to death.

Onions – contain sulfoxides which can damage red blood cells and cause anemia; **effects are also cumulative over time.**

Signs of Poisoning:

Muscle tremors or seizures, vomiting & diarrhea; drooling; redness of skin, ears and eyes; swelling and bleeding.

If you suspect your dog has come into contact with a toxic substance, contact the ASPCA Animal Poison Control Center at (888) 426-4435. 🐾

Puppy Party Cake

Ingredients:

2/3 cup ripe bananas, mashed
 ½ cup softened butter
 3 large eggs
 ¾ cup water
 2 cups unbleached flour
 2 tsp baking powder
 1 tsp baking soda
 2 tsp cinnamon

Frosting:

2 cups banana
 1 T. butter
 6 T. carob flour
 2 tsp vanilla
 3 T. unbleached flour
 1 tsp cinnamon

In mixing bowl, beat together banana & butter until creamy. Add eggs and water, beat



well. Stir in dry ingredients & beat until smooth.

Spoon batter into greased & floured Bundt pan. Bake at 350° for about 35 minutes. Cool on wire rack 5 mins, remove from pan and continue to cool on rack.

Mix frosting ingredients and smooth on cool cake.

Puppy Pretzels

Ingredients:

1 tsp brown sugar
 2 tsp active dry yeast
 2/3 cup warm water
 ¾ cup whole wheat flour
 3 T. soy flour
 ¼ cup nonfat dry milk
 1 T. dried liver powder
 1 T. bone meal flour
 ¾ tsp salt
 1 egg beaten (separated)
 2 T. corn oil
 3 T. wheat germ



Preheat oven to 375 degrees. Dissolve yeast and sugar in warm water. Set aside.

Combine all dry ingredients. Add half of the beaten egg, oil and yeast/water, mix well.

Knead dough on a well floured board until dough is firm. Place in a greased bowl, cover and let rise until double in size.

Separate dough into 1" balls, roll into ropes, shape rope into pretzels and place on greased cookie sheet.

Bake for 15 minutes. Remove and brush with beaten egg and sprinkle with wheat germ. Return to oven and bake at 300° for another 15 mins until golden brown and firm.

Rating: 8 wags

Barking Barley Brownies



1 ¼ lbs beef liver or chicken liver
 2 cups wheat germ
 2 T. whole wheat flour
 1 cup cooked barley
 2 whole eggs
 3 T. peanut butter
 1 clove garlic
 1 T. olive oil
 1 tsp. salt

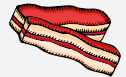
Preheat oven to 350°. Liquefy the liver and garlic in a blender until smooth. Add eggs and peanut butter and blend again until smooth.

In a separate mixing bowl, combine wheat germ, flour and cooked barley. Add liver mixture, olive oil & salt. Mix well.

Spread mixture into a greased 9x9 brownie pan and bake for 20 minutes. Cool. Cut into 1x1 squares.

Keep Refrigerated or frozen. Rating: 10 wags!

Bacon Bites



6 slices of cooked bacon – crumbled
 4 eggs, beaten
 1/8 cup bacon grease
 1 cup water
 ½ cup powdered milk
 2 cups graham flour
 1 cups wheat germ
 ½ cup conmeal

Preheat oven to 350°

Mix ingredients with a strong spoon, dropping heaping tablespoons onto a greased cookie sheet.

Bake for 15 minutes. Turn off oven and leave cookies on baking sheet in the oven overnight to dry out and crisp up.

Store in a air tight container in the fridge or freezer.

Rating: 9 wags

We carry Everything Upland including the birds.

Hickory Hollow Upland Sporting Gear

3049 62ND Street
Shellsburg, IA 52332

Phone
(319) 521-6701

E-mail
support@everythingupland.com

We've Gone Green:
Our website is now 100% powered by wind energy.



Hickory Hollow Llewellins, doing our part to help save our planet.

Our Dogs Get Straight to the Point!

Hickory Hollow Llewellins

3049 62ND Street
Shellsburg, IA 52332

Phone
(319) 436-2277
(319) 521-6201
(877) GUN-DOGS (486-3647)

Fax
(319) 436-2277 (manual)

E-mail
info@
puppies@
laura@
hickoryhollowllewellins.com



We're on the Web!
See us at:
hickoryhollowllewellins.com
everythingupland.com

Dear Puppy Parents,

As we head into our sixth year of business, we reflect upon the great times we've had so far and are very thankful to have been blessed with meeting so many wonderful folks who love Llewellins as much as we do.

You have enriched our lives through your friendship and

have given us a stronger sense of purpose for the continuation of this breed.

We thoroughly enjoy all of your cards and letters and especially the photos. Hearing from you brightens our day.

We thank you for thinking of us and letting us have small

glimpses into the lives of your Llews, but most of all, thank you for providing loving and caring homes for our pups.

May God bless you this Christmas and throughout the New Year! 🐾



About Hickory Hollow

We specialize in breeding 100% pure Llewelin Setters.

They are bred specifically to hunt and point birds, are loaded with natural instincts, and embody the


ideal blend of strength, stamina, grace and style that is classic of the breed.

Our dogs are DNA tested to prove bloodline purity, health tested and certified

by OFA against Hip Dysplasia and are FDSB registered. We stand behind our health guarantee.

We are a licensed breeder, by the State of Iowa. 🐾

HICKORY HOLLOW HUNTING, L.L.C.
3049 62ND STREET
SHELLSBURG, IA 52332-9563



CLIENT NAME
STREET ADDRESS
ADDRESS 2
CITY, ST ZIP